

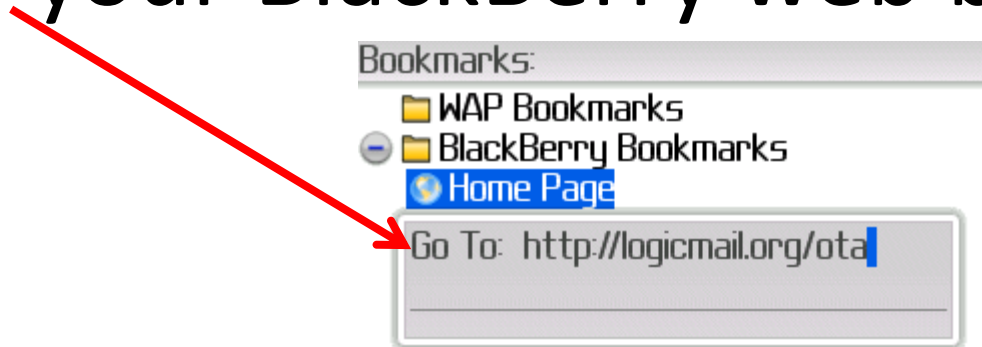
Installing LogicMail on a personal BlackBerry to access your AKO / DKO email

Presented by Michael J. Danberry

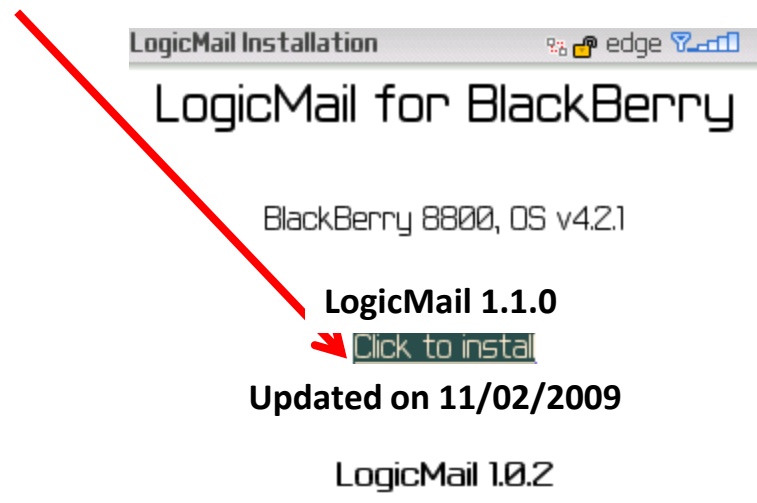
Information from:

<http://www.logicprobe.org/proj/logicmail/wiki/setup10>

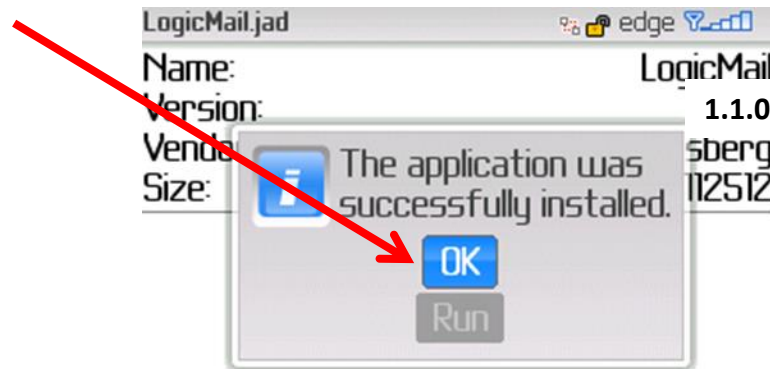
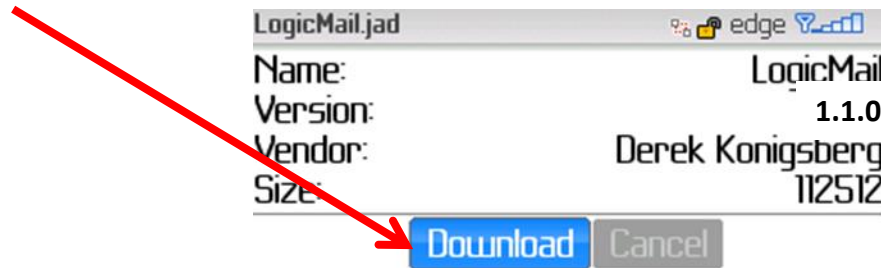
Visit <http://logicmail.org/ota> from your BlackBerry web browser



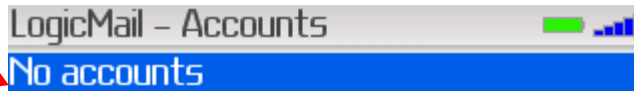
The webpage should display your device and OS version, Click the “Click to Install” link



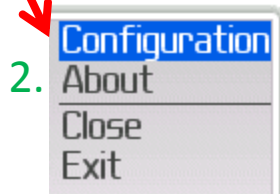
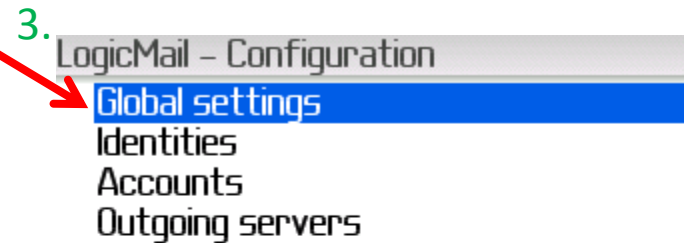
Click Download, then OK



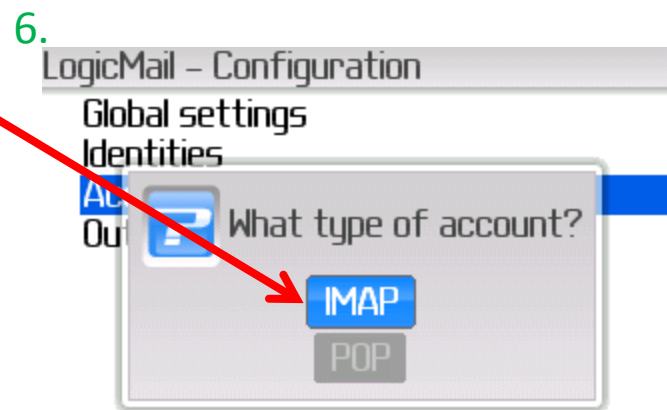
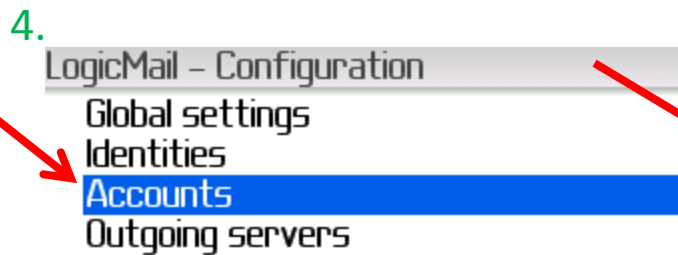
Find the LogicMail application icon to start LogicMail, an empty account screen will be displayed



Go to the Menu, and select
“Configuration” Global settings will be
displayed next



Go to “Accounts,” bring up the menu, and select “Add account,” Select “IMAP”



Change the settings to match your version of AKO mail

- 8. Regular AKO / DKO Email:
Incoming mail server: type: **imap.us.army.mil**
-or-
Advanced Technologies Email "Beta mail"
Incoming mail server: **mail.beta.army.mil**
(Exchange 2010 users)
Incoming mail server: **owa.beta.army.mil**
(Exchange 2007 users)

- 10. Username is your AKO username
- 11. Password is your AKO Password
- 12. **Uncheck** Use MDS proxy
- 13. Click on Save at the bottom of the screen
- 14. Select Default and go to the Edit Screen

LogicMail - Account **7. Type in Mail Account**

Account name: Mail Account

Protocol: IMAP

Incoming server:
Server: mail.test.net

9. Put a check in the SSL box SSL

Port: 993

Username: jdoe

Password: *****

Use MDS proxy

Identitit: Default

LogicMail - Configuration

- Global settings
- Identities
 - Default**
- Accounts
 - Mail Account (IMAP)
- Outgoing servers

Add the following information into your BlackBerry

15. Type your name in the Full name line:

16. Type your AKO email address in the E-Mail address line & Reply address

17. You can add a signature if you'd like

19. Select Outgoing servers

LogicMail - Identity

Identity: Default

Full name: John Doe

E-Mail address: jdoe@test.net

Reply-To address:

Signature:

John Doe
jdoe@test.net

18. Save

LogicMail - Configuration

- Global settings
- Identities
 - Default
- Accounts
 - Mail Account (IMAP)
- Outgoing servers**

20. Add Outgoing Server

Add the following information into your BlackBerry

Regular AKO / DKO Email:

22. Outgoing mail server: **mailrouter.us.army.mil**

23. Put a **check** in the SSL box

Advanced Technologies Email "Beta mail"

Outgoing mail server: **mailrouter.us.army.mil**

24. Change Authentication to **Plain**

25. Username is your AKO Username

26. Password is your AKO Password

NOTE: Regular AKO email and Advanced Technologies will use AKO username and password.

21. Type in **Sending Server**

LogicMail - Outgoing (SMTP)

Account name: Sending Server

Server: smtp.test.net

SSL

Port: 465

Authentication: PLAIN

Username: jdoe

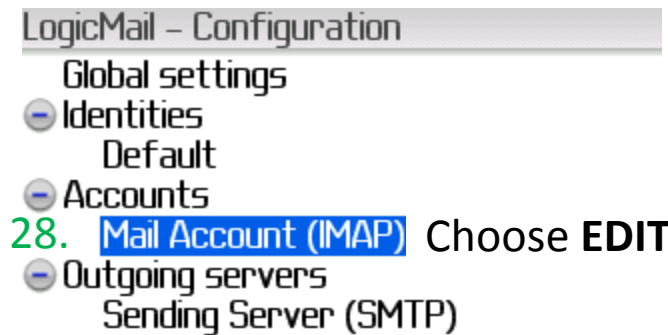
Password: *****

Use MDS proxy

Save

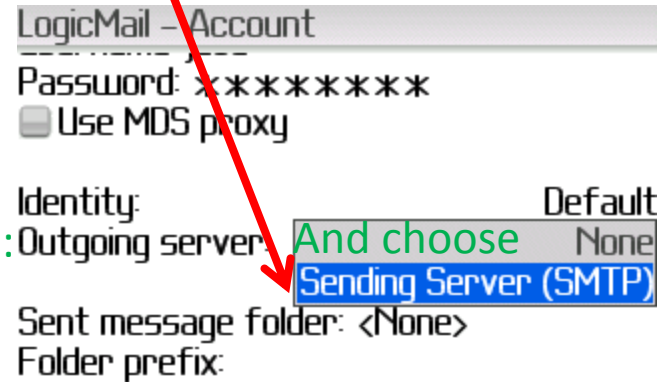
27. Select Save when completed on this screen

Scroll to the bottom to make sure that Sending Server (SMTP) is selected




28. Mail Account (IMAP) Choose EDIT

29. Go to:

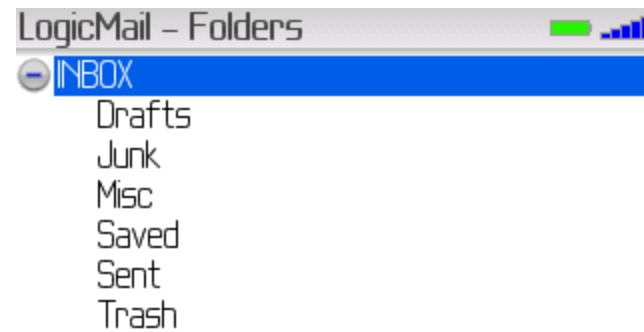


30. Save

32. Click on Mail Account (IMAP) and choose Select



31. Press Esc key To get to here

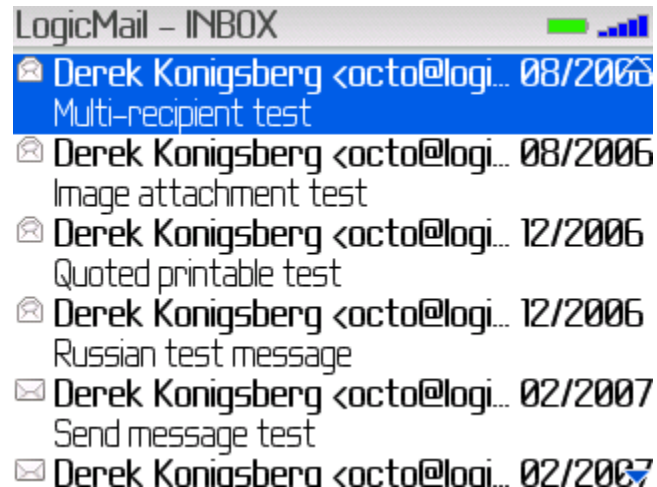


Select

33. Choose Continue when prompted "You are attempting to open a Secure connection, but the server's certificate is not trusted."

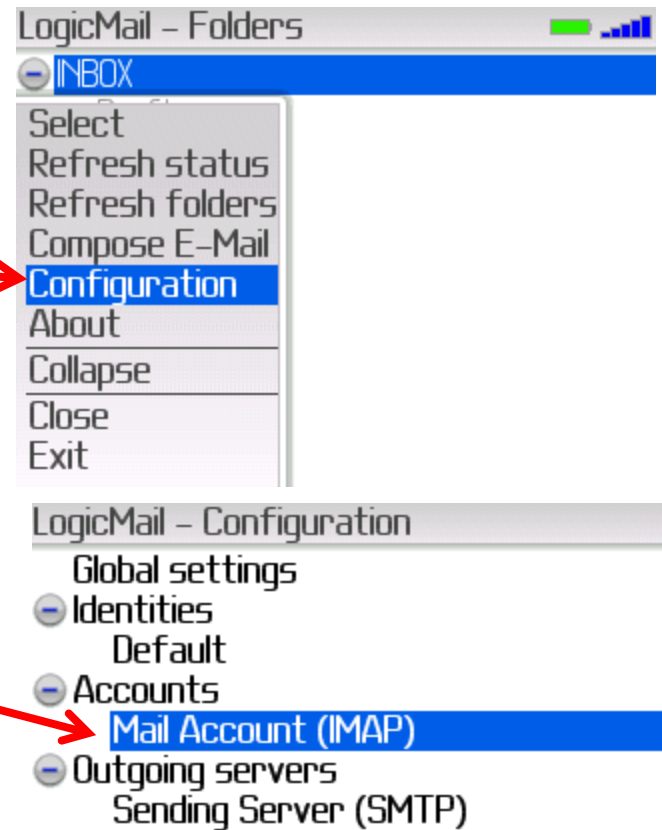
34. You will now see your account, and your folders should start to populate

35. When in your Inbox, look for the same email that is on your AKO account




36. Since you are using IMAP, you will need to set up your sent items folder

Go to: Configuration

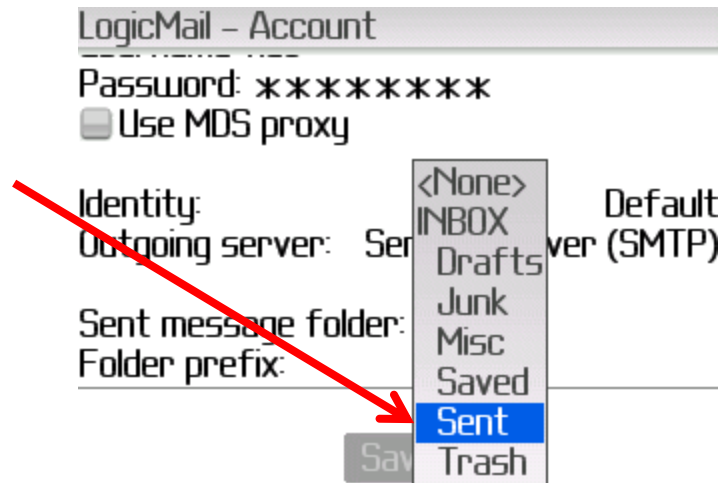


Select your IMAP account



37. Select the folder you want your Sent mail saved to

NOTE: Soldier who tested for me received an error when she selected Sent. It may have been because she selected the regular AKO for outgoing mail server.



38. Save changes made, Close

You should now be able to check your AKO email from your BlackBerry

If you have any other questions / problems, please document them and send to me to update this presentation. I don't own a BlackBerry, so, I can't test this myself.

Presented by:

Michael J. Danberry

chief@militarycac.com

<https://MilitaryCAC.com>

Further questions:

<https://militarycac.com/questions.htm>